

WEST WISCONSIN

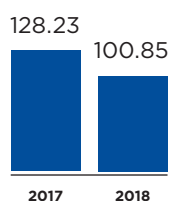
2017
\$184,465.58

2018
\$191,719.99

↑ 3.93%
AVERAGE SALES
PRICE FOR Q1
PERCENT CHANGE

Buffalo, Chippewa, Dunn, Eau Claire, Jackson, La Crosse,
Monroe, Pepin, Pierce, St. Croix, Trempealeau and Vernon counties

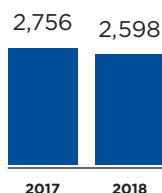
Average days on
market for Q1:



Average days on market for
Q1 percent
change:

↓ 21.35%

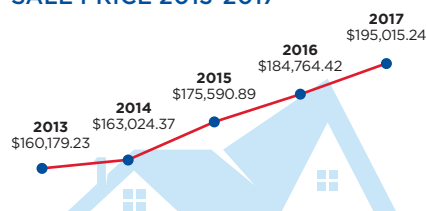
Units sold in Q1:



Units sold
in Q1 percent
change:

↓ 5.73%

AVERAGE RESIDENTIAL
SALE PRICE 2013-2017



Typical Buyer:



**BUYERS
WITH FAMILIES**

Type of Home in Greatest Demand:



SINGLE FAMILY

Current Market Dynamics:



**SELLERS'
MARKET**

Typical Seller:



**MOVE-UP SELLERS
& SINGLE SELLERS**

Average time sellers
of homes under \$300,000
accepted an offer:

2-3 DAYS TO 1 WEEK

**RECOMMENDED RENOVATIONS
FOR SELLERS:**

- Renovated kitchen & bath(s)
- Modern paint colors
- Clean, decluttered home

**"MUST HAVE" AMENITIES
FOR BUYERS:**

- Updated kitchen & bath(s)
- Newly built home
- Large yard

Data and insight provided by RE/MAX INTEGRA, Midwest. Data reflects January – March 2018 and the same timeframe for 2017, except where indicated.

**2018 MARKET
TRENDS REPORT**

RE/MAX®