

SOUTHWEST

MINNESOTA

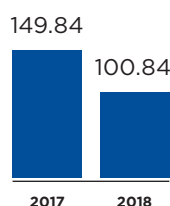
↓ 7.70%
AVERAGE SALES
PRICE FOR Q1
PERCENT CHANGE

2017
\$124,721.32

2018
\$115,123.18

Lincoln, Pipestone, Rock, Lyon, Murray,
Nobles, Redwood, Cottonwood and Jackson counties

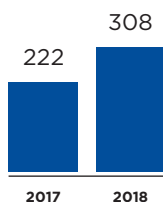
Average days on
market for Q1:



Average days on
market for
Q1 percent
change:

↓ 32.70%

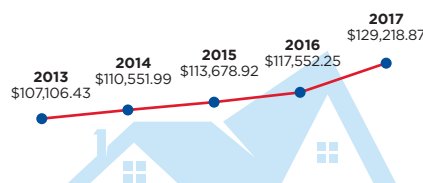
Units sold in Q1:



Units sold
in Q1 percent
change:

↑ 38.74%

AVERAGE RESIDENTIAL
SALE PRICE 2013-2017



Typical Buyer:



FIRST-TIME
BUYERS

Typical Seller:



MOVE-UP
SELLERS

Type of Home in Greatest Demand:



SINGLE FAMILY

Current Market Dynamics:



SELLERS'
MARKET

Average time sellers
of homes under \$300,000
accepted an offer:

1 MONTH OR LONGER

RECOMMENDED RENOVATIONS
FOR SELLERS:

- Clean, decluttered home

"MUST HAVE" AMENITIES
FOR BUYERS:

- Proximity to retail & restaurants
- Updated kitchen & bath(s)

Data and insight provided by RE/MAX INTEGRA, Midwest. Data reflects January – March 2018 and the same timeframe for 2017, except where indicated.

2018 MARKET
TRENDS REPORT

RE/MAX®