

SOUTHWEST

INDIANA

2017
\$137,881.81

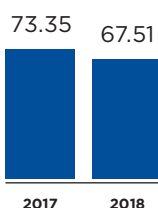
2018
\$144,553.48

↑ 4.84%

AVERAGE SALES
PRICE FOR Q1
PERCENT CHANGE

Daviess, Dubois, Gibson, Knox, Martin, Perry, Pike,
Posey, Spencer, Vanderburgh and Warrick counties

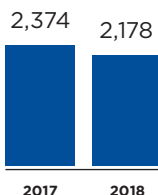
Average days on
market for Q1:



Average days on
market for
Q1 percent
change:

↓ 7.96%

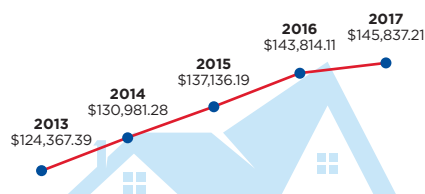
Units sold in Q1:



Units sold
in Q1 percent
change:

↓ 8.26%

AVERAGE RESIDENTIAL
SALE PRICE 2013-2017



Typical Buyer:



**BUYERS
WITH FAMILIES**

Typical Seller:



**MOVE-UP
SELLERS**

Type of Home in Greatest Demand:



SINGLE FAMILY

Current Market Dynamics:



**SELLERS'
MARKET**

Average time sellers
of homes under \$300,000
accepted an offer:

HOURS

**RECOMMENDED RENOVATIONS
FOR SELLERS:**

- Renovated kitchen & bath(s)

**"MUST HAVE" AMENITIES
FOR BUYERS:**

- Updated kitchen & bath(s)

Data and insight provided by RE/MAX INTEGRA, Midwest. Data reflects January – March 2018 and the same timeframe for 2017, except where indicated.

2018 MARKET
TRENDS REPORT

RE/MAX