

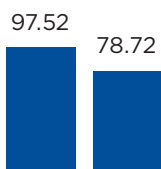
# SOUTHWEST CENTRAL MINNESOTA

↑ **18.71%**  
AVERAGE SALES  
PRICE FOR Q1  
PERCENT CHANGE

**2017** \$141,562.89  
**2018** \$168,048.74

## Renville, Kandiyohi, Meeker and McLeod counties

Average days on market for Q1:

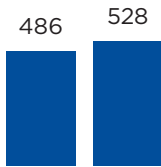


2017 2018

Average days on market for Q1 percent change:

↓ **19.28%**

Units sold in Q1:

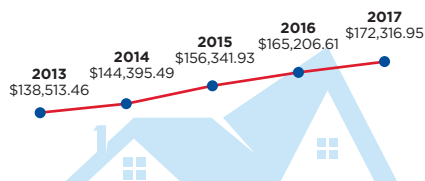


2017 2018

Units sold in Q1 percent change:

↑ **8.64%**

AVERAGE RESIDENTIAL  
SALE PRICE 2013-2017



Typical Buyer:



**BUYERS  
WITH FAMILIES**

Typical Seller:



**MOVE-UP  
SELLERS**

Type of Home in Greatest Demand:



**SINGLE FAMILY**

Current Market Dynamics:



**SELLERS'  
MARKET**

Average time sellers of homes under \$300,000 accepted an offer:

**2-3 DAYS**

**RECOMMENDED RENOVATIONS  
FOR SELLERS:**

- Renovated kitchen

**"MUST HAVE" AMENITIES  
FOR BUYERS:**

- Updated kitchen & bath(s)

Data and insight provided by RE/MAX INTEGRA, Midwest. Data reflects January – March 2018 and the same timeframe for 2017, except where indicated.

**2018 MARKET  
TRENDS REPORT**

**RE/MAX®**