

NORTH CENTRAL MINNESOTA

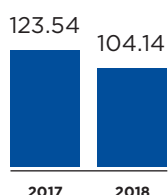
↑ 16.39%

AVERAGE SALES
PRICE FOR Q1
PERCENT CHANGE

2017 \$177,509.55
2018 \$206,602.24

Wadena, Todd, Cass, Crow Wing and Morrison counties

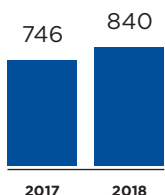
Average days on
market for Q1:



Average days on
market for
Q1 percent
change:

↓ 15.70%

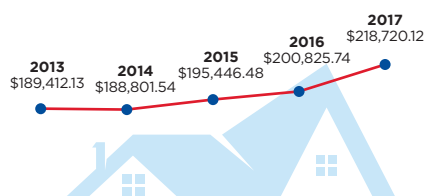
Units sold in Q1:



Units sold
in Q1 percent
change:

↑ 12.60%

AVERAGE RESIDENTIAL
SALE PRICE 2013-2017



Typical Buyer:



**MOVE-UP BUYERS &
FIRST-TIME BUYERS**

Type of Home in Greatest Demand:



SINGLE FAMILY

Current Market Dynamics:



**SELLERS'
MARKET**

Typical Seller:



**MOVE-UP
SELLERS**

Average time sellers
of homes under \$300,000
accepted an offer:

1 WEEK

**RECOMMENDED RENOVATIONS
FOR SELLERS:**

- Clean, decluttered home

**"MUST HAVE" AMENITIES
FOR BUYERS:**

- Large yard
- Well-maintained home

Data and insight provided by RE/MAX INTEGRA, Midwest. Data reflects January – March 2018 and the same timeframe for 2017, except where indicated.

**2018 MARKET
TRENDS REPORT**

RE/MAX®