

HEADWATERS

MINNESOTA

2017
\$156,620.60

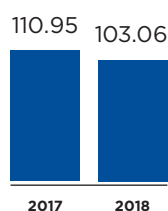
2018
\$171,785.66

↑ 9.68%

AVERAGE SALES
PRICE FOR Q1
PERCENT CHANGE

Lake of the Woods, Beltrami, Clearwater,
Mahnommen and Hubbard counties

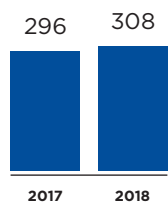
Average days on
market for Q1:



Average days on market for
Q1 percent
change:

↓ 7.11%

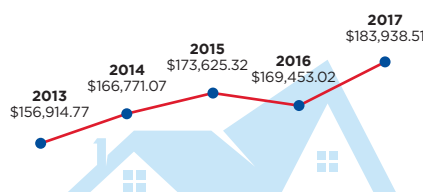
Units sold in Q1:



Units sold
in Q1 percent
change:

↑ 4.05%

AVERAGE RESIDENTIAL
SALE PRICE 2013-2017



Typical Buyer:



**BUYERS WITH FAMILIES,
MOVE UP BUYERS,
FIRST-TIME BUYERS
& RETIREE BUYERS**

Type of Home in Greatest Demand:



SINGLE FAMILY

Current Market Dynamics:



**SELLERS'
MARKET**

Typical Seller:



**MOVE-UP SELLERS
& RETIREE SELLERS**

Average time sellers
of homes under \$300,000
accepted an offer:

1 WEEK

**RECOMMENDED RENOVATIONS
FOR SELLERS:**

- Renovated bath(s)
- Modern paint colors
- Clean, decluttered home

**"MUST HAVE" AMENITIES
FOR BUYERS:**

- Proximity to retail & restaurants
- Large yard
- Updated kitchen & bath(s)

Data and insight provided by RE/MAX INTEGRA, Midwest. Data reflects January – March 2018 and the same timeframe for 2017, except where indicated.

**2018 MARKET
TRENDS REPORT**

RE/MAX