

# BRISTOL COUNTY

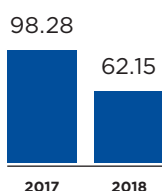
## RHODE ISLAND

↑ **16.35%**  
AVERAGE SALES PRICE FOR Q1  
PERCENT CHANGE

**2017** \$384,314.35  
**2018** \$447,162.56

### Bristol, Barrington, Warren regions

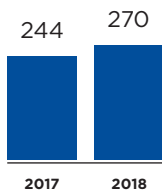
Average days on market for Q1:



Average days on market for Q1 percent change:

↓ **36.76%**

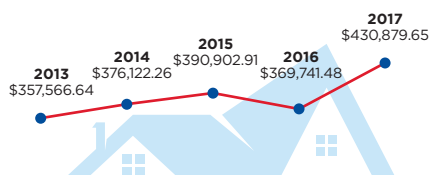
Units sold in Q1:



Units sold in Q1 percent change:

↑ **10.66%**

AVERAGE RESIDENTIAL SALE PRICE 2013-2017



Typical Buyer:



**BUYERS WITH FAMILIES**

Typical Seller:



**MOVE-UP SELLERS**

Type of Home in Greatest Demand:



**SINGLE FAMILY**

Current Market Dynamics:



**SELLERS' MARKET**

Average time sellers of homes under \$300,000 accepted an offer:

**2-3 DAYS**

RECOMMENDED RENOVATIONS FOR SELLERS:

- Renovated kitchen
- Modern paint colors
- Clean, decluttered home

"MUST HAVE" AMENITIES FOR BUYERS:

- Walkable community
- Updated kitchen & bath(s)

TOP UP-AND-COMING NEIGHBORHOODS:

Riverside/East Providence, Downtown Warren, Downtown Bristol, Hampden Meadows, Barrington

Data and insight provided by RE/MAX INTEGRA, New England. Data reflects January – March 2018 and the same timeframe for 2017, except where indicated.

### LUXURY MARKET



Average luxury sales price:  
**\$1,276,992.31**

**2018 MARKET TRENDS REPORT**

**RE/MAX**