

AROOSTOOK

MAINE

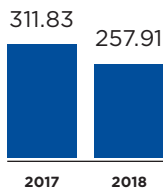
2017 \$81,998.23 2018 \$86,680.49

↑ 5.71%

AVERAGE SALES
PRICE FOR Q1
PERCENT CHANGE

Aroostook county

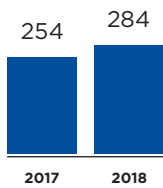
Average days on
market for Q1:



Average days on market for
Q1 percent
change:

↓ 17.29%

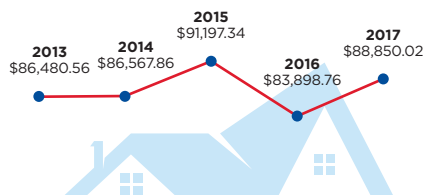
Units sold in Q1:



Units sold
in Q1 percent
change:

↑ 11.81%

AVERAGE RESIDENTIAL
SALE PRICE 2013-2017



Typical Buyer:



**BUYERS
WITH FAMILIES**

Typical Seller:



**MOVE-UP
SELLERS**

Type of Home in Greatest Demand:



SINGLE FAMILY

Current Market Dynamics:



**BUYERS'
MARKET**

Average time sellers
of homes under \$300,000
accepted an offer:

+/- 30 DAYS

**RECOMMENDED
RENOVATIONS
FOR SELLERS:**

- Renovated kitchen & bath(s)
- Clean, decluttered home

**"MUST HAVE"
AMENITIES
FOR BUYERS:**

- Updated kitchen & bath(s)

**TOP UP-AND-COMING
NEIGHBORHOODS:**

N/A

Data and insight provided by RE/MAX INTEGRA, New England. Data reflects January – March 2018 and the same timeframe for 2017, except where indicated.

**2018 MARKET
TRENDS REPORT**

RE/MAX®