

# MANADNOCK

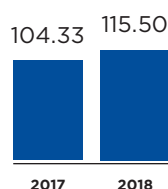
## NEW HAMPSHIRE

↑15.06%  
AVERAGE SALES  
PRICE FOR Q1  
PERCENT CHANGE

2017 \$198,378.33  
2018 \$228,250.00

### Cheshire county

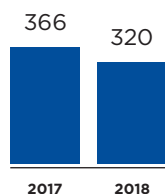
Average days on market for Q1:



Average days on market for Q1 percent change:

↑10.71%

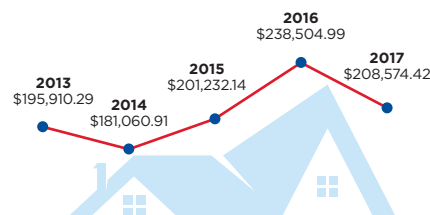
Units sold in Q1:



Units sold in Q1 percent change:

↓12.57%

AVERAGE RESIDENTIAL  
SALE PRICE 2013-2017



Typical Buyer:



**BUYERS  
WITH FAMILIES**

Typical Seller:



**MOVE-UP  
SELLERS**

Type of Home in Greatest Demand:



**SINGLE FAMILY**

Current Market Dynamics:



**SELLERS'  
MARKET**

Average time sellers  
of homes under \$300,000  
accepted an offer:

**2-3 DAYS**

**RECOMMENDED  
RENOVATIONS  
FOR SELLERS:**

- Renovated kitchen & bath(s)
- Updated windows & doors

**"MUST HAVE"  
AMENITIES  
FOR BUYERS:**

- Newly built home
- Updated kitchen & bath(s)
- Privacy

**TOP UP-AND-COMING  
NEIGHBORHOODS:**

Weare, New Boston

Data and insight provided by RE/MAX INTEGRA, New England. Data reflects January – March 2018 and the same timeframe for 2017, except where indicated.

**2018 MARKET  
TRENDS REPORT**

**RE/MAX®**